



Kementerian Pendidikan dan Kebudayaan
Direktorat Jenderal Pendidikan Anak Usia Dini dan Pendidikan Masyarakat
Direktorat Pembinaan Pendidikan Keaksaraan dan Kesetaraan
Tahun 2017

MODUL 2

Thank You. I'm Flattered

BAHASA INGGRIS
PAKET C SETARA SMA/MA





Kementerian Pendidikan dan Kebudayaan
Direktorat Jenderal Pendidikan Anak Usia Dini dan Pendidikan Masyarakat
Direktorat Pembinaan Pendidikan Keaksaraan dan Kesetaraan
Tahun 2017

MODUL 2

Thank You. I'm Flattered

BAHASA INGGRIS
PAKET C SETARA SMA/MA



Kata Pengantar

Pendidikan kesetaraan sebagai pendidikan alternatif memberikan layanan kepada masyarakat yang karena kondisi geografis, sosial budaya, ekonomi dan psikologis tidak berkesempatan mengikuti pendidikan dasar dan menengah di jalur pendidikan formal. Kurikulum pendidikan kesetaraan dikembangkan mengacu pada kurikulum 2013 pendidikan dasar dan menengah hasil revisi berdasarkan peraturan Mendikbud No.24 tahun 2016. Proses adaptasi kurikulum 2013 ke dalam kurikulum pendidikan kesetaraan adalah melalui proses kontekstualisasi dan fungsionalisasi dari masing-masing kompetensi dasar, sehingga peserta didik memahami makna dari setiap kompetensi yang dipelajari.

Pembelajaran pendidikan kesetaraan menggunakan prinsip *flexible learning* sesuai dengan karakteristik peserta didik kesetaraan. Penerapan prinsip pembelajaran tersebut menggunakan sistem pembelajaran modular dimana peserta didik memiliki kebebasan dalam penyelesaian tiap modul yang di sajikan. Konsekuensi dari sistem tersebut adalah perlunya disusun modul pembelajaran pendidikan kesetaraan yang memungkinkan peserta didik untuk belajar dan melakukan evaluasi ketuntasan secara mandiri.

Tahun 2017 Direktorat Pembinaan Pendidikan Keaksaraan dan Kesetaraan, Direktorat Jendral Pendidikan Anak Usia Dini dan Pendidikan Masyarakat mengembangkan modul pembelajaran pendidikan kesetaraan dengan melibatkan pusat kurikulum dan perbukuan kemdikbud, para akademisi, pamong belajar, guru dan tutor pendidikan kesetaraan. Modul pendidikan kesetaraan disediakan mulai paket A tingkat kompetensi 2 (kelas 4 Paket A). Sedangkan untuk peserta didik Paket A usia sekolah, modul tingkat kompetensi 1 (Paket A setara SD kelas 1-3) menggunakan buku pelajaran Sekolah Dasar kelas 1-3, karena mereka masih memerlukan banyak bimbingan guru/tutor dan belum bisa belajar secara mandiri.

Kami mengucapkan terimakasih atas partisipasi dari Pusat Kurikulum dan Perbukuan Kemdikbud, para akademisi, pamong belajar, guru, tutor pendidikan kesetaraan dan semua pihak yang telah berpartisipasi dalam penyusunan modul ini.

Jakarta, Desember 2017
Direktur Jenderal

Harris Iskandar

Contens

HALAMAN JUDUL	i
Kata Pengantar	ii
Contents	iii
Petunjuk Penggunaan modul	1
Pengantar Modul	2
UNIT 1 CONGRATULATIONS!	3
Activity 1: Reading	3
Exercise 1	5
Activity 2: Speaking	6
Activity 3: Listening	7
Exercise 2	8
Activity 4: Writing	9
Exercise 3	11
Assignment	12
Reinforcement	13
UNIT 2 YOU'RE DOING GREAT!	15
Activity 1: Reading	15
Exercise 1	17
Exercise 2	17
Exercise 3	19
Exercise 4	21
Activity 2: Speaking	21
Activity 3: Listening	23
Exercise 5	24
Exercise 6	25
Activity 4: Writing	27
Exercise 7	28
Exercise 8	29
Assignment	30
Reinforcement	31
Evaluation	32
Answer Keys	35
Saran Reverensi	36
Daftar Pustaka	36



THANK YOU. I'M FLATTERED.



PETUNJUK PENGGUNAAN MODUL



1. Bacalah isi modul ini dengan seksama.

2. Untuk memudahkan Anda memahami modul ini, bawa sertalah kamus.

3. Assignment (penugasan) yang ada pada setiap unit membuat Anda semakin memahami isi modul. Lakukan penugasan tersebut dengan mengikuti langkah-langkah yang ada.

4. Beberapa singkatan yang digunakan dalam modul ini adalah, sebagai berikut.

(n) = noun = kata benda

(v) = verb = kata kerja

MODUL 2 BAHASA INGGRIS

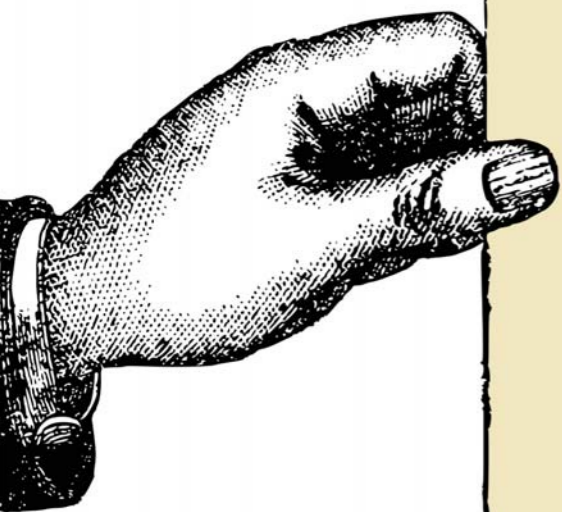
(adj) = adjective = kata sifat

(adv) = adverb = kata keterangan

5. Kerjakan seluruh soal-soal penilaian yang ada di akhir unit. Jika Anda dapat menyelesaikan seluruh soal dengan skor ≤ 70 , Anda dapat melanjutkan pada modul selanjutnya.

TUJUAN

Setelah membaca modul ini diharapkan Anda dapat:




1. Mengetahui istilah dalam memberikan dan menjawab ucapan selamat pada orang lain, dalam beberapa kondisi.
2. Mengucapkan selamat kepada orang lain secara lisan dan tulisan.
3. Menjawab ucapan selamat dari orang lain secara lisan dan tulisan.
4. Mengetahui istilah dalam memberikan dan merespon pujian pada orang lain.
5. Memberi pujian kepada orang lain secara lisan dan tulisan.
6. Merespon pujian dari orang lain.

PENGANTAR MODUL

This modul will show you how to express congratulations to others and how to respond it. It will also explain how to give a compliment and respond it.

(Modul ini akan menunjukkanmu bagaimana mengucapkan selamat dan menjawabnya. Modul ini juga menjelaskan bagaimana memberi dan merespon pujian.)



UNIT 1 CONGRATULATIONS!

Activity 1: READING

Read the passage below and find some new words or phrases by underline it words!

Congratulations, Deny!

Deny is 12 years old now. He is at the 1st grade of junior high school. This is the first day that he goes to school by himself. He is so enthusiastic to meet his friends there. It's really unusual. Today, he makes his parents so happy.

Yesterday, he woke up late and his mother had to bring him to the bathroom in order to make him get ready to go to school soon. No rejection, but he still kept silence and looked sleepy. His mother had to accompany him when he was there.



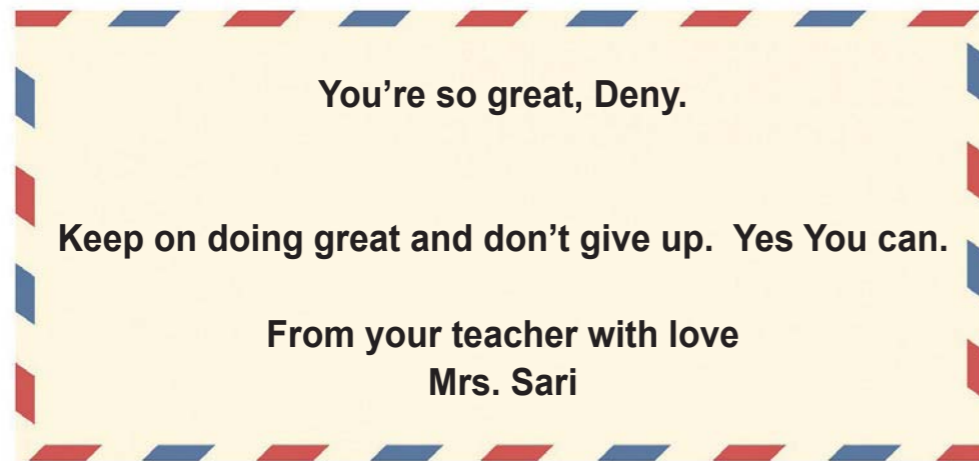
"Deny, I'm so happy with you. Today you're

doing great. Congratulations for going to school by yourself! I hope it's not the last time."

"Thank you, Mother. I'm so glad that you're happy. I'll make sure that tomorrow and the days after I'll go to school by myself."

"Deny... Congratulations. Today, you got compliment card from your teacher for coming school by yourself. Here is the card."

And the card says "You're so great, Deny. Keep on doing great and don't give up. Yes You can."



Fill the blank (*isilah titik-titik berikut*)

- That passage was talking about.....

(*Bacaan di atas tadi berbicara tentang.....*)

Exercise 1

Now, try to find words or phrases in it that correspond with expressing congratulations and responding it.

(*Ya, Anda benar. Bacaan di atas tadi berbicara tentang mengucapkan dan menjawab ucapan selamat. Sekarang, cobalah untuk menemukan kata-kata atau frase yang berhubungan dengannya di bacaan tadi.*)

“Thank you, Father. It’s nice to hear that. Oh, tomorrow is your special day. Congratulations on your wedding anniversary, my beloved mother and father. I love you so much.”

“Thanks a lot, my son. You’re marvelous. We love you, too”, said mother happily.



Write down words or phrases that you don’t know the meanings. Then, try to find the meanings in your dictionary.

(*Tulislah kata-kata atau frase yang tidak kamu ketahui artinya. Kemudian, cobalah untuk mencarinya di kamus.*)

NO.	CONGRATULATIONS	RESPONSES
1		
2		
3		
4		

NO.	DIFFICULT WORDS (kata-kata sulit) .	MEANINGS (arti) .
1	Congratulations! (n)	Selamat
2	1 st (dibaca : first) (n)	Pertama atau Kesatu
3	1 st grade (n)	Kelas satu
4	Enthusiastic (adj.)	Antusia, Bersemangat
5	Congratulate (v)	Memberi ucapan selamat
6
7
8

Yes, you’re correct. These are the right answers.

NO.	CONGRATULATIONS	RESPONSES
1	Congratulations	Thank you.
2	Congratulations for going to school by yourself. (<i>Selamat atas keberangkatanmu ke sekolah sendiri.</i>)	Thank you, Mother. I’m so glad that you’re happy. (<i>Terima kasih, Ibu. Aku senang melihatmu bahagia.</i>)
3	You’re so great, Deny. Keep on doing great and don’t give up.	Thank you, Father. It’s nice to hear that.

	(Kamu hebat, Deny. Teruslah melakukan hal yang hebat dan jangan menyerah.)	(Terima kasih, Ayah. Aku senang mendengarnya.)
4	Congratulations on your wedding anniversary, my beloved mother and father. (Selamat atas hari ulang tahun pernikahan, Ayah dan Ibuku tercinta.)	Thanks a lot, my son. You're marvelous. (Terima kasih banyak, anakku. Kamu luar biasa.)

Activity 2: Speaking

Read the passage below and try to practice it by yourself.

**A. Hello. My name is I would like to congratulate my friend, named....., forgetting success in English test.
Congratulations, my friend. You're so great. I will buy you ice cream to celebrate it.**

(Hello, namaku..... Aku berterima kasih pada temanku yang bernama....., atas kesuksesannya pada ujian Bahasa Inggris. Selamat, Temanku. Kamu hebat. Aku akan belikan kamu es krim untuk merayakannya..)

B. Hi, this is..... (mention your name). Thanks a lot. I'm surprised you gave me a congratulation card yesterday. How sweet you are! I love it.

(Hai, ini (sebutkan namamu). Terima kasih banyak. Aku terkejut kamu memberiku kartu ucapan selamat kemarin. Betapa manis/baiknya kamu! Aku menyukainya.)

How to pronounce them. *(Bagaimana mengucapkannya)*

Congratulation	[kuh n-grach-uh-ley-shuh n]
Congratulate	[kuh n-grach-uh-leyt]
Unusual	[uhn-yoo-zhoo-uh l]
Marvelous	[mahr-vuh-luh s]
Great	[greyt]

Congratulations. You're doing great!

Now, consult google translation on your internet browser to check the right pronounciations.

(Sekarang, Anda dapat membuka google translation di browser internet untuk memastikan bahwa pengucapan Anda sudah benar.)

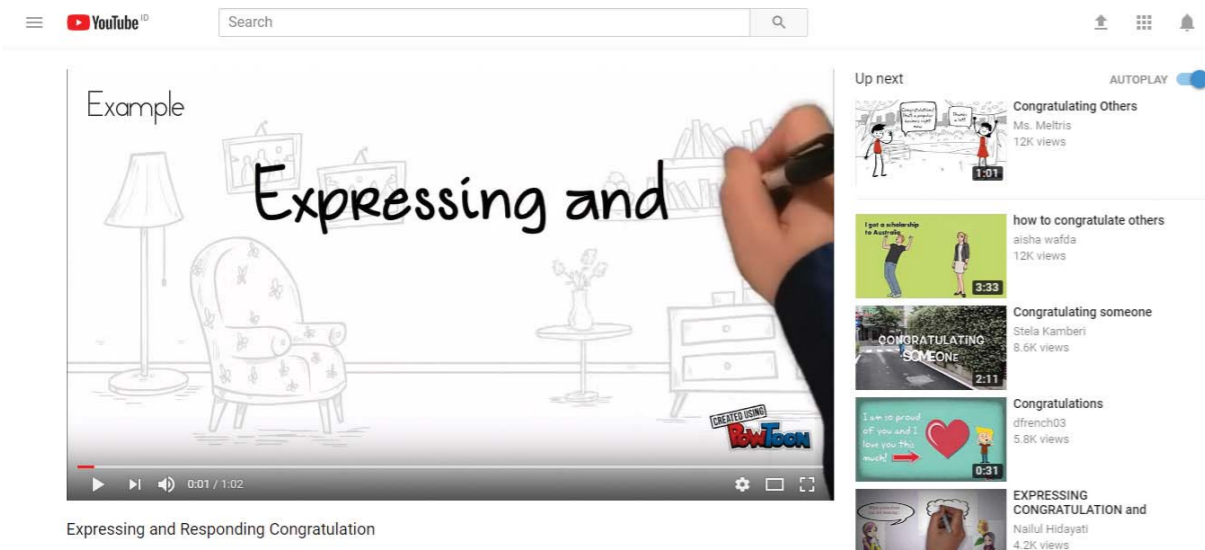
Activity 3: Listening

You are pleased to elaborate the topic about congratulations by accessing this website.

(Silakan mengakses laman di bawah ini untuk memperdalam topik tentang ucapan selamat.)

* <https://www.youtube.com/watch?v=obcWHF3i0n0>

* <https://www.youtube.com/watch?v=jo7nmLsYJ5Y>



Exercise 2

After listening to the passage, answer the questions below.

(Setelah mendengarkan bacaan dari laman di atas, jawablah pertanyaan di bawah ini.)

1. How do we say to congratulate someone?

2. How do we say to express congratulations to a friend who gets new position at work?

3. How do we say to respond to congratulations?

Congratulations! You're doing good.

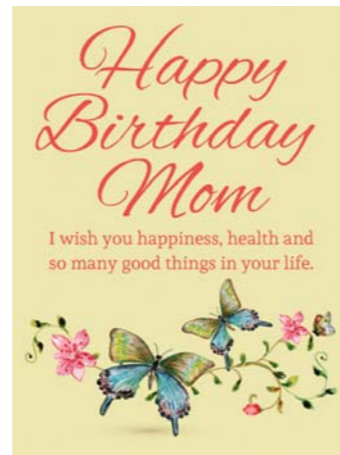
Now, let's continue to another activity.

Activity 4: Writing

You can express congratulations by card, not only orally. These are some examples of congratulation cards.


(Anda dapat mengucapkan selamat melalui kartu. Berikut adalah contoh kartu ucapan selamat.)





Exercise 3

Based on those cards, please write down your congratulation cards to your friends or your family on different occasions: wedding, graduation, special days, success, or others).
(Berdasarkan kartu-kartu di atas, tuliskan kartu ucapan selamat untuk teman-temanmu atau keluargamu pada peristiwa yang berbeda: pernikahan, kelulusan, hari spesial, kesuksesan, atau lainnya.)



Congratulations! You're terrific.

(Selamat. Anda hebat.)

You are pleased to cut those cards and give them to the appropriate persons as mentioned on.

(Anda diperbolehkan untuk menggunting kartu ucapan tersebut dan memberikannya kepada orang-orang yang sesuai sebagaimana tersebut di dalam kartu.)

Cards are used also to express congratulation on graduation, success, wedding, birthday, and others.

(Kartu dapat digunakan untuk mengucapkan selamat pada acara kelulusan, sukses, pernikahan, ulang tahun, dan lainnya.)

Eventhough cards aren't familiar anymore used in our country, the English speaking countries are still used them to express congratulations.

(Meskipun kartu sudah tidak umum lagi digunakan di negara kita, negara-negara yang berbahasa Inggris masih menggunakannya untuk mengucapkan selamat.)

Let's make your beloved persons happy with the congratulation cards you've made.
 (Ayo kita buat orang-orang yang kita sayangi bahagia dengan kartu yang telah Anda buat.)



Assignments

Today is a wonderful day and some of your friends or relatives are in happiness. They might be celebrating their wedding anniversary, graduation, or others.

(Hari ini adalah hari yang luar biasa dan beberapa teman atau kerabatmu dalam kebahagiaan. Mungkin saja mereka sedang merayakan hari jadi pernikahan, kelulusan, atau yang lainnya.)

* **Please meet and congratulate them.**

(Temui dan ucapkan selamat pada mereka.)

* **Make a list of what you have done.**

(Buatlah daftar apa yang telah kamu lakukan.)

NO.	NAMES OF FRIENDS/RELATIVES	EXPRESSIONS (What you said)
1		
2		
3		
4		

Expressing congratulations could have different ways for English speaking countries.

(menyatakan selamat dapat berbeda caranya di negara-negara berbahasa Inggris).

(1) Elaborate that statement above by browsing on youtube channel.

(Perdalam pernyataan di atas dengan mencarinya di saluran youtube.)

(2) List what you have found on it which are different according to you or we have discussed above.

(Buatlah daftar kata-kata atau cara tersebut jika ada yang berbeda dari apa yang telah kamu ketahui.)

Reinforcement

CONGRATULATIONS	RESPONSES
<ul style="list-style-type: none"> Congratulations! 	<ul style="list-style-type: none"> Thank you.
<ul style="list-style-type: none"> Congratulations on your achievement. (Selamat atas prestasimu.) 	<ul style="list-style-type: none"> Thanks a lot.
<ul style="list-style-type: none"> Congratulations! I'm glad to hear that. (Selamat! Senang mendengarnya..) 	<ul style="list-style-type: none"> Thank you so much.
<ul style="list-style-type: none"> I'd like to congratulate you on your graduation. (Saya ingin mengucapkan selamat atas kelulusanmu.) 	<ul style="list-style-type: none"> Thanks.
<ul style="list-style-type: none"> May I congratulate you on your new job. (Perkenankan saya untuk mengucapkan selamat atas pekerjaan barumu.) 	<ul style="list-style-type: none"> Oh, thanks.

UNIT 2 YOU'RE DOING GREAT!

▶ Activity 1: READING

This is the end of Unit 1.

You will have an evaluation at the end of the modul.

In a small cottage, there lived a woman and her daughter, May. Although May was smart and beautiful, she did not enjoy spinning as her mother did. The older woman would spend all her time at the spinning wheel, spinning flax into yarn. But the young daughter preferred to work outside, tending their garden and looking after the animals.

As the years passed, she grew more and more impatient with her daughter. No matter how hard May worked outside, all her mother wanted was to have her indoors. She would shout at the girl and threaten her, but nothing would bring May to the wheel to spin. One morning, the mother grew so cross with her daughter that she picked up a switch and started to chase her around the house. Poor May began to weep loudly and begged her mother to put down the switch.

Now it just so happened that very morning the queen was passing through the town in her carriage. When she heard the sound of crying, she stopped her carriage and knocked on the cottage door.

The mother trembled when she saw the queen. Ashamed of her anger, she lied: "Your Majesty, my daughter is such a keen spinner I cannot pull her from the spinning wheel and must threaten her with a beating. Alas, we are very poor and I have not enough flax for her to spin. That is why you heard her weeping."

The queen looked at the young woman, and although the girl's eyes were swollen from crying and her dress was in a mess, she could see that May was very pretty. "You look great. Don't be sad. Anyway, you're such a great spinner I think", said the queen.

Di sebuah gubuk kecil, hiduplah seorang ibu dengan anak perempuannya, May. Meskipun May cerdas dan cantik, dia tidak menikmati memintal, seperti yang dilakukan ibunya. Ibunya akan menghabiskan sepanjang hari-harinya di depan alat memintal, memintal benang menjadi gelondongan. Anak perempuannya lebih menyukai bekerja di luar, merawat kebun dan mengurus hewan.

Bertahun-tahun berlalu, sang ibu semakin tidak sabar dengan anak perempuannya. Tidak peduli bagaimana kerasnya May bekerja di luar, apa yang diinginkan ibunya hanyalah dia bekerja di dalam rumah saja. Sang ibu berteriak pada anak perempuannya dan mengancamnya, namun itu tak membawa May ke alat memintal. Suatu pagi, sang ibu semakin jengkel dengan anak perempuannya sehingga dia mengambil rotan dan mengejanya di sekitar rumah. May yang malang menangis keras dan memohon pada ibunya untuk meletakkan rotannya.

Saat itu terjadi begitu saja ketika di pagi

buta sang ratu melewati kota dengan kereta kudanya. Ketika sang ratu mendengar suara tangisan, dia menghentikan kereta kudanya dan mengetuk pintu gubuk.

Sang ibu gemetar saat melihat sang ratu. Malu karena kemarahannya, dia berbohong: "Yang Mulia, anak perempuanku layaknya pemintal yang baik yang aku tak mampu menariknya dari depan alat memintal dan harus menakutinya dengan memukulnya. Sayangnya, kami ini sangat miskin dan tidak punya cukup benang untuk dipintal. Itulah mengapa Anda mendengar dia menangis.

Sang ratu menatap ke arah anak perempuan itu, dan meskipun matanya nampak sembab dan pakaiannya berantakan, sang ratu dapat melihat bahwa dia sangat cantik.

"I like nothing better than to listen to the hum of the spinning wheel. Let me take your daughter to the palace."

As they set off in the queen's carriage, May waved sadly at her mother standing by the cottage door. The mother watched her daughter go, tears rolling down her face. Although she had been angry with May, she was heartbroken to lose her. But who can refuse a queen?

(adapted from: www.learningtogive.org/resources/three-fayes)

"Tidak ada yang lebih aku suka selain mendengarkan deru alat memintal. Ijinkan aku menganjak anak perempuanmu ini ke istana. Setelah mereka bersiap-siap berangkat di dalam kereta kuda sang ratu, May melambaikan tangannya dengan sedih ke arah ibunya yang berdiri di sebelah pintu pondoknya. Ibunya memandangnya berlalu, deraian air mata mengalir di wajahnya. Meskipun dia marah pada May, dia begitu kehilangan May. Tapi siapa yang sanggup menolak ratu?"

(diadaptasi dari www.learningtogive.org/resources/three-fayes)

The story above is about a woman and her daughter who lived in a small cottage.

(Cerita di atas tentang seorang perempuan dan anak perempuannya yang tinggal di gubuk kecil.)

Exercise 1

There are a lot of words or phrases that you may not understand. Now, try to find them and the meanings, as well, as follow. Consult your dictionary to make it easier.

(Ada banyak kata atau frase yang mungkin sulit kamu pahami. Sekarang, cobalah mencarinya dan artinya juga. Tanyalah pada kamusmu untuk memudahkannya.)

1. Cottage (n) : gubuk, pondok, rumah di luar kota.
2. Spin (v), spinner (n) : berputar, alat pemutar/pemintal
3. Spend (v) : menghabiskan
4. :
5. :
6. :
7. :
8. :
9. :
10. :

Good job. You're awesome!

Exercise 2

Now, try to read the passage again without looking at the translation at the right side of it. Then, answer the questions below.

(Sekarang, cobalah membaca bacaan tadi kembali tanpa melihat terjemahan di sisi kanannya. Kemudian, jawablah pertanyaan di bawah ini.)

1. What was the name of the daughter?
(Siapa nama anak perempuan tersebut?)



Exercise 3

Based on the passage above, try to find which phrases refer to compliments.
(Berdasarkan bacaan di atas, cobalah untuk mencari frase yang menunjukkan pujian.)

1. You look great. Don't be sad.
2.
3.

2. Where did they live?
(Dimana mereka tinggal?)

3. Why did the woman get angry with her daughter, May?
(Mengapa perempuan tersebut marah pada anak perempuannya, May?)



4. What happened, then, after May wept loudly?
(Apa yang terjadi, kemudian, setelah May menangis dengan kerasnya?)

5. What did the queen say when she looked May?
(Apa yang dikatakan sang ratu saat melihat May?)



6. The queen seemed like May. What did she say to express it?
(Sang ratu nampak menyukai May. Apa yang dikatakannya untuk menyatakan hal tersebut?)

7. The queen gave compliments to May by saying:
(Sang ratu memberi pujian pada May dengan mengatakan:

About Compliments

A compliment is a polite remark that you make to someone to show that you like their appearances, appreciate their qualities, or approve of what they have done. It is a remark that says something good about someone or something. It is also an action that expresses admiration or approval (merriem webster apl.).

(Pujian adalah ungkapan sopan yang ditujukan kepada seseorang yang kamu sukai penampilannya, kamu hargai kualitasnya, atau kamu dukung tindakannya. Ungkapan ini menyatakan hal yang baik atas sesuatu benda atau seseorang. Ungkapan ini juga menyatakan kekaguman atau persetujuan.)

Giving compliments is important because it can strengthen bonds and improve relationship. It is also a good manner to show we appreciate and care about someone. But remember not to use them too often, or they will start to sound fake or insincere.

(Memberikan pujian itu penting karena hal itu dapat menguatkan ikatan dan meningkatkan hubungan. Hal ini juga sebagai tata cara yang baik untuk menunjukkan bahwa kita mengapresiasi dan peduli terhadap seseorang. Tetapi perlu diingat, jangan terlalu banyak memuji karena akan terdengar palsu atau tidak tulus.)



There are some ways to give compliments. American usually does it in three ways:
(Ada beberapa cara untuk memberikan pujian. Orang Amerika biasanya menyampaikan pujian dengan tiga cara.)

- Nice + a noun
Example: nice hat, nice dress, nice cup
- I really like + an item
Example: I really like that painting, I really like your dress
- What a great + a noun
Example: what a great story, what a great house, what a great job.



Other phrases can be used as compliments:
(Frase lain yang dapat digunakan sebagai pujian.)

- You look + adjective
Example: You look beautiful, you look great.
- You look like + noun
Example: You look like Brad Pitt, you look like Obama

Or with the phrases below:

- I really like your new jacket. It really suits you.
(Aku sungguh menyukai jaket barumu. Cocok sekali denganmu.)
- Oh, your ring is just perfect. Where did you buy it?
(Oh, cincinmu sempurna. Dimana kamu membelinya?)
- I like your new glasses. You look so cool in it.
(Aku menyukai kacamata barumu. Kamu kelihatan keren memakainya.)

Exercise 4

By following the formulas above, can you make some other ones?

(Dengan mengikuti formula/rumus di atas, dapatkah kamu membuat selain contoh di atas?)

.....

.....

.....

Nice job!

You can do it well. Now, we continue to another activity.

(Kamu dapat mengerjakannya dengan baik. Sekarang, kita lanjut pada aktivitas yang lain.)

Activity 2: Speaking

Practice the dialogs below as if you were making conversations with your friend.

(Berlatihlah dialog di bawah ini seolah-olah kamu sedang bercakap-cakap dengan temanmu.)



Oh, Ijah. You look pretty. Where are you going to go?
May I come with you?
(Oh, Ijah. Kamu nampak cantik. Akan pergi kemana? Bolehkah aku ikut?)

Thanks, Koko. You are just flattering me.
I'm going to go to my brother's graduation. Come with me if you're pleased.
(Terima kasih, Koko. Kamu membuatku tersanjung. Aku akan ke acara kelulusan kakak laki-lakiku. Ikutlah denganku kalau kamu mau.)



It was excellent, Koko. You did it very well. I've never seen a kick like it before. What a hard effort to do so!
(luar biasa, Koko. Kamu melakukannya dengan sangat baik. Aku tidak pernah melihat tendangan seperti itu sebelumnya. Betapa usaha yang sangat keras!)



Thanks a lot, Ijah. I'm glad you say so. I practice three times a day.
(Terima kasih banyak, Ijah. Aku senang kamu mengatakan itu. Aku berlatih sehari tiga kali.)



Koko, your English is terrific. Where did you learn it? Do you mind teaching me English?
(Koko, Bahasa Inggrismu hebat. Dimana kamu belajarnya? Apa kamu keberatan jika mengajarku Bahasa Inggris?)



Thank you very much, Ijah. I'd stayed in England when I was a child.
Oh, no. I really don't mind. When will we start?
(Terima kasih banyak, Ijah. Aku dulu tinggal di Inggris ketika aku kecil. Oh, tidak. Aku sangat tidak keberatan. Kapan kita akan mulai??)



Great. You did it well.

You can consult google translation (<https://translate.google.co.id/>) or some online channels to make sure that your pronunciation is correct.

(Kamu dapat melihat ke google terjemahan (<https://translate.google.co.id/>) atau beberapa kanal online untuk memastikan bahwa pengucapanmu sudah benar.)

And also, you can continue learning the following activity so that you get more practices.

(Dan juga, kamu dapat melanjutkan belajar pada aktivitas selanjutnya sehingga kamu mendapatkan banyak latihan.)

Activity 3: Listening

Please listen to the conversations on the online channels below. It will help you to understand the usage of compliments in your daily activities.

(Silakan dengarkan percakapan pada saluran online di bawah ini untuk membantumu memahami penggunaan kata pujian pada kegiatan sehari-harimu.)

Then, answer the questions.

- <https://www.youtube.com/watch?v=n5gXJQRU-Yo>



- https://www.youtube.com/watch?v=Ud_sQ2OKwQ8





Exercise 5

Based on those channels:

1. What are the compliments mentioned?

(Kata pujian apa yang disebutkan?)

2. What do you say to your friend if you find she is wearing a new dress?

(apa yang kamu katakan pada temanmu jika dia sedang mengenakan baju baru?)

3. What do you say to your friend if she/he gives you compliments?

(apa yang kamu katakan pada temanmu jika dia memujimu?)

Yes, you're correct.

Check your answers with these ones below.

(Periksalah jawabanmu dengan jawaban di bawah ini.)

1. The compliments are:

- Nice view!
- I really like the flowers.
- What a great paintings!
- You are beautiful.
- I love your new hair.
- How beautiful flower is.
- What beautiful flowers.
- That was amazing perform!!
- It was wonderful concert.
- That's really a nice hat, Justin.
- You look great with that dress.
- What a nice hat.

2. I say:

- I like your dress. You look great.
- The dress is suit on you. You look beautiful.
- Your new dress makes you so pretty.

3. I say:

- Thanks a lot.
- Thanks.
- Thank you.



Exercise 6

Now, practice your self by trying to find the responses of the expressions used when giving compliments as the example.

Responses

- Thank you.
- I'm glad you enjoyed it.
- I'm glad you like it.
- Thanks.

- Do you really think so?
- Thank you very much.
- It's nice of you to say so.
- Thanks a lot.

Compliments

- Well done!
- You look nice.
- You did it well.
- You're doing great.
- You're doing such a good job.
- That's a lovely bag.
- What a beautiful painting!
- What a lovely gown!

You're great.

To know the right matches, check the table below.

(Untuk mengetahui pasangan yang tepat, lihat tabel di bawah ini)

COMPLIMENTS	RESPONSES
Well done! (Bagus!)	• Thanks a lot.
You look nice. (Kamu keren!)	• Do you really think so? (Begitukah?)
You did it well. (Kamu melakukannya dengan baik!)	• I'm glad you like it. (Aku senang kamu menyukainya.)
You're doing great. (Kamu melakukannya dengan baik!)	• Thanks.
You're doing such a good job. (Kamu melakukannya dengan baik!)	• Thank you.
That's a lovely bag. (Tasmu bagus.)	• Thanks.
What a beautiful painting! (Lukisannya bagus.)	• It's nice of you to say so.

What a lovely gown! (Gaunnya bagus!)	• Thank you.
How beautifully you dress. (Bajumu bagus.)	• Thank you so much.

Activity 4: Writing

You may give a compliment by writing it. This is the example of letter of compliment.

I sincerely appreciate your kind response regarding my efforts to improve our testing process. I have given the problem a lot of thought and hope that my comments will motivate management to take action. To make a difference I will need your continued support. Thank you again.

(writeexpress.com)

(Saya mengapresiasi setulus-tulusnya atas respon Anda yang baik terkait usaha saya untuk meningkatkan proses uji kita. Saya telah memberikan banyak pemikiran atas masalah tersebut dan berharap komentar saya akan memotivasi manajemen untuk bertindak. Atas hal tersebut, saya membutuhkan dukungan lebih lanjut. Terima kasih lagi.)

To my best writer

Your last novel has inspired me so much. This is the best one that I have ever read. I become a new person right now. I'll remember you as the inspiring man of my life. Now, I am waiting for the new one.

With my best regard

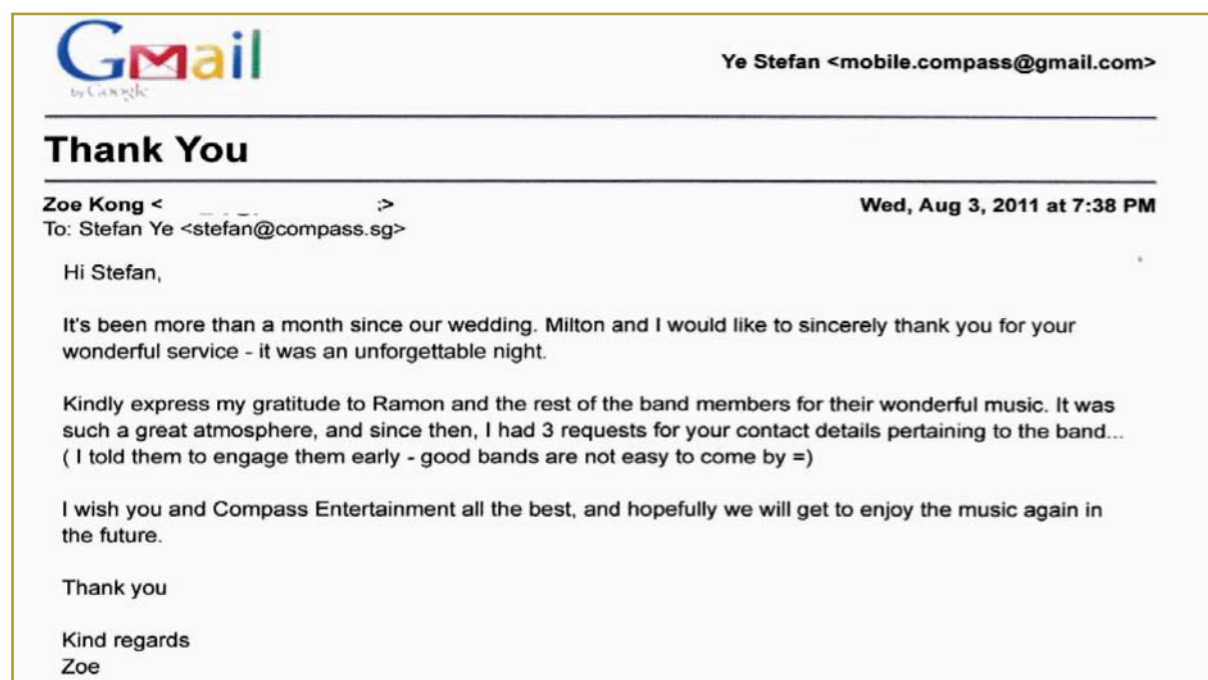
Tiece

Exercise 7

Use the same pattern as above to write down your compliment letter. You may change some words or phrase as you like.

(Gunakan pola yang sama dengan contoh di atas untuk menulis surat pujianmu. Kamu boleh mengubah kata-kata atau frase .)

You can also write a compliment letter on an electronic mail as below.



You can also express a compliment by sending a compliment card as below.



Exercise 8

Now, try to make a compliment card as above on the available space below.

(Sekarang, cobalah membuat kartu pujian sebagaimana contoh di atas pada tempat yang tersedia di bawah.)



Great! Congratulations.

Make a copy of it and then give it to someone special, your friend, your family member, or others.

(Buatlah salinannya dan kemudian berikan kepada seseorang yang spesial, temanmu, anggota keluargamu, atau yang lainnya.)

Assignments

Do you have an idol? You adore him/her because of something special belongs to him/her. Express your compliment to him/her orally and on air by follow these steps.

(Apakah kamu mempunyai idola? Kamu mengaguminya karena sesuatu yang spesial yang ada padanya. Ungkapkan pujianmu kepadanya secara lisan dan langsung dengan mengikuti langkah-langkah berikut.)

- Prepare a concept before you tape it.
(Siapkan konsep sebelum kamu merekamnya.)
- Write it down.
(Tulislah konsepmu itu.)
- Memorize it well.
(Hafalkanlah baik-baik.)
- Demonstrate it.
(Demonstrasikanlah.)
- Prepare a camera. You can use fiture "camera" of your cellphone.
(Siapkan kamera. Kamu dapat menggunakan fitur 'kamera' pada telepon genggammu.)
- Tape it by yourself or you may ask a friend to do it.
(Rekamlah sendiri atau mintalah bantuan teman untuk melakukannya.)

Good luck.

Reinforcement

PATTERNS	EXAMPLES	RESPONSES
Nice + a noun	Nice hat! Nice dress! Nice cup!	<ul style="list-style-type: none">▪ Thanks a lot.▪ Do you really think so?▪ I'm glad you like it.▪ Thanks.▪ Thank you.▪ It's nice of you to say so.▪ Thank you so much.
I like + an item	I like your new glasses. You look so cool in it. I like your bag. Where did you buy it?	
I really like + an item	I really like that painting. I really like your dress. I really like your new jacket. It really suits you	
What a great + a noun	What a great story! What a great house! What a great job!.	
You look + adjective	You look beautiful. You look great.	
You look like + noun	You look like Brad Pitt. You look like Obama.	

**This is the end of Unit 2.
You will have an evaluation on the next pages.**

In this section, you have to answer some questions by choosing the suitable one.

1. "Surti, You're the winner." What should be in the blank?

- A. Sorry
- B. Congratulations
- C. Thank you
- D. I'm worried

2. "Yeah, John. This award is surprising me." What should be in the blank?

- A. Thanks a lot. I'm glad you say so.
- B. You're welcome.
- C. Congratulations..
- D. Great.

3. What should you say to your friend when she or he has graduated?

- A. "Congratulations on your new job."
- B. "Congratulations. You are beautiful."
- C. "Congratulations on your graduation."
- D. "Congratulations on your success."

4. What should be the respon to someone who congratulates you on your new job?

- A. Thanks. You're so kind.
- B. Thanks. It means so much for me.
- C. Thank you, my friend. It's because of you I get my new job.
- D. Thanks a lot. But I don't like it.

5. Kayla is awarded as the best student of the year. What should she respon to her friends' congratulations?

- A. Thank you. I'm flattered.
- B. Thanks. You're nice. for you all.
- C. Congratulations for you, too.
- D. Thanks a lot. This award is

6. Sita: "I've just heard that Ria is the winner of The Annual English Competition."

Dita: "O really.
....."

What should Dita say to Sita?

- A. Ria isn't my friend.
- B. Don't cheat me, Sita.
- C. Thank you, Sita.
- D. Ria is genius. I adore her so much.

7. Tejo: "You are awesome today, Rafi." Rafi: What should Rafi say to Tejo?

- A. Don't say that, Tejo.
- B. Please, go away.
- C. Thanks a lot. I'm glad you say so.
- D. Yes, it's really me.

8. What would you say when you're looking at your friend's new house?

- A. "That's wonderful scenery. I like it."
- B. "What a great house. I've never seen such a great house before."
- C. "Great. May I have it?"
- D. "Thank you."

9. "Zahra, congratulations on May Allah bless you both."

What should the answer be in the blank above?

- A. your wedding anniversary.
- B. your graduation.
- C. your success.
- D. the happiness.

10. Expressing congratulations is familiar in human relationship. It has aims to.....

- A. neglect someone..
- B. adore someone.
- C. feel sorry.
- D. appreciate someone.

Choose a suitable answer in the box below to fill the blanks.

11. Did you paint it?. It's just like Picasso's.

12. Dita: "Rara, I would like to your new job."

13. Rara: "....., Dita. I'm happy you say so."

14. Dita: "By the way, I your blouse. You look pretty."

15. Rara: "Thank you."

16. Dita: "O, Rita. Thank you for the package.jacket! I like it so much."

17. Rara: "You're welcome, Dita. O, Dita. That's scarf. Where did you buy it?"

18. Azka: "Hei, Rara. Hei, Dita. Is it yours, Dita?I've never seen a bag like it."
 19. Dita:"Thanks. But this isn't mine. This is my mom's. By the way, I watched your football tournament. You You shot the ball perfectly."
 20. Rara: "....., Azka. I'm happy you did it well."

Congratulate you on	What a fantastic painting.
Thanks a lot	Did it terrific.
I'm flattered.	A lovely
Nice bag.	What a cool
Really like	Congratulations.



Selanjutnya, cocokkan jawaban Anda dengan kunci jawaban di halaman berikutnya.

Cara menilai:

Jumlah jawaban benar x 5 = skor

Misalnya:

Jumlah Jawaban benar= 18 x 5 = 90
Skor Anda = 90

Jika skor Anda ≤ 70, Anda dapat melanjutkan ke modul 3.

ANSWER KEY

Choose the suitable one.

- | | |
|------|-------|
| 1. B | 6. D |
| 2. A | 7. C |
| 3. C | 8. B |
| 4. C | 9. A |
| 5. D | 10. D |

Fill in the blanks

- 11. What a fantastic painting.
- 12. congratulate you on
- 13. Thanks a lot
- 14. really like
- 15. I'm flattered.
- 16. What a cool
- 17. a lovely
- 18. Nice bag.
- 19. did it terrific.
- 20. Congratulations

SARAN REVERENSI

1. Buku “Developing English Competency for Senior High School Grade X”
Penyusun: Achmad Doddy, Ahmad Sugeng, Effendi
Penerbit: Pusat Perbukuan, Departemen Pendidikan Nasional, 2008.
Diakses di <https://drive.google.com/drive/folders/0B7Kd5kRuU3NcVIISTlg4enhwsUE>
2. Buku “Bahasa Inggris SMA/MA, SMK/MAK Kelas X”
Kementerian Pendidikan dan Kebudayaan, 2014.
Diakses di http://bsd.pendidikan.id/data/2013/kelas_10sma/siswa/Kelas_10_SMA_Bahasa_Ingggris_Siswa_2016.pdf
3. Buku “Practice and Progress An Intergrated Course for Pre-Intermediate” Penerbit Longman London.
4. Buku Understanding and Using English Grammar.
Penyusun: Betty S. Azar.
Penerbit Binarupa Jakarta.
5. Buku “Pathway to English for Senior High School Grade X General Programme”.
Penyusun: Th. Sudarwati dan Eudia Grace.
Penerbit Erlangga.
6. Buku “Contextual English (Enriched with Character Building Education) For Grade X of Senior High Schools Reguler Program”.
Penyusun: Bambang Sugeng, dkk.
Penerbit: Tiga Serangkai Pustaka Mandiri.
7. Referensi lain yang menunjang, termasuk media online (channel www.youtube.com dan sejenisnya).

DAFTAR PUSTAKA

- Alexander, L.G. ---. Practice and Progress An Intergrated Course for Pre-Intermediate Students. London: Longman.
- Azar, Betty Schramper. 1993. Understanding and Using English Grammar. Jakarta: Binarupa Aksara.
- Setiawan D.J., Otong. 2016. Bahasa Inggris untuk Siswa SMA-MA/SMK-MAK Kelas X. Bandung: Penerbit Yrama Widya.
- Sudarwati, Th., M, dan Eudia Grace. 2013. Pathway to English for Senior High School Grade X General Programme. Jakarta: Penerbit Erlangga.
- Sugeng, Bambang. dkk. 2016. Contextual English (Enriched with Character Building Education) For Grade X of Senior High Schools Reguler Program. Solo: Penerbit Tiga Serangkai Pustaka Mandiri.
- Webster, Merriam. Webster’s English Dictionary. Dapat diakses di <https://www.merriam-webster.com/Webster Dictionary>