



Kementerian Pendidikan dan Kebudayaan
Direktorat Jenderal Pendidikan Anak Usia Dini dan Pendidikan Masyarakat
Direktorat Pembinaan Pendidikan Keaksaraan dan Kesetaraan
Tahun 2017

MODUL 1

Who I Am?

BAHASA INGGRIS
PAKET C SETARA SMA/MA





Kementerian Pendidikan dan Kebudayaan
Direktorat Jenderal Pendidikan Anak Usia Dini dan Pendidikan Masyarakat
Direktorat Pembinaan Pendidikan Keaksaraan dan Kesetaraan
Tahun 2017

MODUL 1

Who I Am?

BAHASA INGGRIS
PAKET C SETARA SMA/MA



Kata Pengantar

Pendidikan kesetaraan sebagai pendidikan alternatif memberikan layanan kepada masyarakat yang karena kondisi geografis, sosial budaya, ekonomi dan psikologis tidak berkesempatan mengikuti pendidikan dasar dan menengah di jalur pendidikan formal. Kurikulum pendidikan kesetaraan dikembangkan mengacu pada kurikulum 2013 pendidikan dasar dan menengah hasil revisi berdasarkan peraturan Mendikbud No.24 tahun 2016. Proses adaptasi kurikulum 2013 ke dalam kurikulum pendidikan kesetaraan adalah melalui proses kontekstualisasi dan fungsionalisasi dari masing-masing kompetensi dasar, sehingga peserta didik memahami makna dari setiap kompetensi yang dipelajari.

Pembelajaran pendidikan kesetaraan menggunakan prinsip *flexible learning* sesuai dengan karakteristik peserta didik kesetaraan. Penerapan prinsip pembelajaran tersebut menggunakan sistem pembelajaran modular dimana peserta didik memiliki kebebasan dalam penyelesaian tiap modul yang di sajikan. Konsekuensi dari sistem tersebut adalah perlunya disusun modul pembelajaran pendidikan kesetaraan yang memungkinkan peserta didik untuk belajar dan melakukan evaluasi ketuntasan secara mandiri.

Tahun 2017 Direktorat Pembinaan Pendidikan Keaksaraan dan Kesetaraan, Direktorat Jendral Pendidikan Anak Usia Dini dan Pendidikan Masyarakat mengembangkan modul pembelajaran pendidikan kesetaraan dengan melibatkan pusat kurikulum dan perbukuan kemdikbud, para akademisi, pamong belajar, guru dan tutor pendidikan kesetaraan. Modul pendidikan kesetaraan disediakan mulai paket A tingkat kompetensi 2 (kelas 4 Paket A). Sedangkan untuk peserta didik Paket A usia sekolah, modul tingkat kompetensi 1 (Paket A setara SD kelas 1-3) menggunakan buku pelajaran Sekolah Dasar kelas 1-3, karena mereka masih memerlukan banyak bimbingan guru/tutor dan belum bisa belajar secara mandiri.

Kami mengucapkan terimakasih atas partisipasi dari Pusat Kurikulum dan Perbukuan Kemdikbud, para akademisi, pamong belajar, guru, tutor pendidikan kesetaraan dan semua pihak yang telah berpartisipasi dalam penyusunan modul ini.

Jakarta, Desember 2017
Direktur Jenderal

Harris Iskandar

Daftar Isi

HALAMAN JUDUL	i
Kata Pengantar	ii
Contents	iii
Petunjuk Penggunaan Modul	1
Guideline	3
UNIT 1 TALKING ABOUT SELF	3
UNIT 2 TALKING ABOUT FAMILY	25
Answers Key	38

WHO AM I ? TELL ME WHO YOU ARE

Petunjuk Penggunaan Modul

Modul 1 Pelajaran Bahasa Inggris ini membekali Anda dengan pengetahuan dan keterampilan tentang jati diri dan hubungan keluarga. Setelah mempelajari modul ini Anda diharapkan dapat menguasai kompetensi-kompetensi yang berkaitan dengan : (1) Menerapkan fungsi sosial, struktur teks, dan unsur kebahasaan teks interaksi transaksional lisan dan tulis dalam tindakan memberi dan meminta informasi terkait jati diri dan hubungan keluarga, sesuai dengan konteks penggunaannya, dan (2) Menyusun teks interaksi transaksional lisan dan tulis pendek dan sederhana yang melibatkan tindakan memberi dan meminta informasi terkait jati diri, dengan memperhatikan fungsi sosial, struktur teks, dan unsur kebahasaan yang benar dan sesuai konteks.

Penguasaan kompetensi setelah mempelajari modul ini secara lebih khusus ditandai dengan kemampuan Anda untuk:

1. Mengidentifikasi fungsi sosial, struktur teks, dan unsur kebahasaan teks interaksi transaksional lisan dan tertulis dalam tindakan memberi dan meminta informasi terkait jati diri
2. Menerapkan fungsi sosial, struktur teks, dan unsur kebahasaan teks interaksi transaksional lisan dan tertulis dalam tindakan memberi dan meminta informasi terkait jati diri
3. Mengidentifikasi fungsi sosial, struktur teks, dan unsur kebahasaan teks interaksi transaksional lisan dan tertulis dalam tindakan memberi dan meminta informasi terkait hubungan keluarga
4. Menerapkan fungsi sosial, struktur teks, dan unsur kebahasaan teks interaksi transaksional lisan dan tertulis dalam tindakan memberi dan meminta informasi terkait hubungan keluarga

5. Menirukan penggunaan fungsi sosial, struktur teks, dan unsur kebahasaan di dalam interaksi transaksional lisan dan tertulis dalam meminta dan memberikan informasi terkait jati diri
6. Menyusun teks interaksi transaksional lisan dan tertulis dalam memberikan informasi terkait jati diri dengan memperhatikan fungsi sosial, struktur teks, dan unsur kebahasaan yang benar dan sesuai konteks (formal dan informal)
7. Menirukan penggunaan fungsi sosial, struktur teks, dan unsur kebahasaan di dalam interaksi transaksional lisan dan tertulis dalam meminta dan memberikan informasi terkait hubungan keluarga
8. Menyusun teks interaksi transaksional lisan dan tertulis dalam meminta dan memberikan informasi terkait hubungan keluarga dengan memperhatikan fungsi sosial, struktur teks, dan unsur kebahasaan yang benar dan sesuai konteks (formal dan informal)

UNIT 1 TALKING ABOUT SELF



Tujuan Pembelajaran:

Setelah mempelajari modul ini, Anda diharapkan mampu:

1. Menggunakan bahasa Inggris dalam berkomunikasi tentang pemaparan jati diri dengan tutor dan teman.
2. Menunjukkan perilaku santun, peduli, dan percaya diri dalam melaksanakan komunikasi tentang pemaparan jati diri.
3. Mengidentifikasi fungsi sosial, struktur teks, dan unsur kebahasaan dari teks pemaparan jati diri.
4. Merespon makna teks pemaparan jati diri lisan dan tulis.
5. Menyusun teks lisan dan tulis sederhana tentang pemaparan jati diri.




Activity 1

Listening Section



Task 1



You will play a video about someone's personal information. Watch and listen carefully and then answer the questions. (video bisa diunduh di <https://www.youtube.com/watch?v=FxVK4XGuxRw>)



--- Personal Information Questions - YouTube.mp4



Questions

1. What is the woman's name?
2. How do you spell her name?
3. How old is she?
4. What is her nationality?
5. Where does she live?
6. How many brothers and sisters does she have? Who are they?
7. What is her mother's name? What is she?
8. What is her father's name? What does he do?
9. What is her job?
10. What is her hobby?



Answers

1.
2.
3.
4.
5.
6.
7.
8.
9.
10.



Task 2



To check your understanding, now write a paragraph about Louise

Louise is an Australian. She comes from.....

.....

.....

.....

.....

.....



Task 3



Watch and listen the video once again. Now write down some expressions to get information about someone's personal information. You may discuss with your friends.(video bisa diunduh di

<https://www.youtube.com/watch?v=FxVK4XGuxRw>)



--- Personal Information Questions - YouTube.mp4

Alternative answers

<p>1. Asking about name</p> <p>a.</p> <p>b.</p> <p>c.</p>	<p>4. Asking about address</p> <p>a.</p> <p>b.</p> <p>c.</p>
<p>2. Asking about age/date of birth</p> <p>a.</p> <p>b.</p> <p>c.</p>	<p>5. Asking about origin</p> <p>a.</p> <p>b.</p> <p>c.</p>
<p>3. Asking about job /occupation</p> <p>a.</p> <p>b.</p> <p>c.</p>	<p>6. Asking about family</p> <p>a.</p> <p>b.</p> <p>c.</p>



Task 4



Speak it out!

Watch and listen to the video and then imitate what the speaker says
(videobisadiunduhdi:<https://www.youtube.com/watch?v=PJV35b4cPgo>)

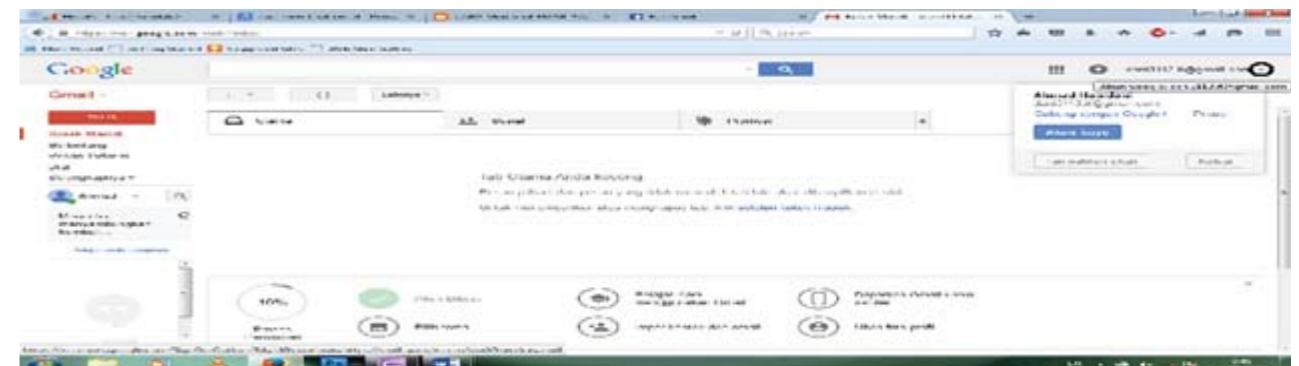
Aa Bb Cc Dd Ee Ff Gg
 [eɪ] [bi:] [si:] [di:] [i:] [ɛf] [dʒi:]
Hh Ii Jj Kk Ll Mm Nn
 [eɪtʃ] [aɪ] [dʒeɪ] [kʰeɪ] [ɛl] [ɛm] [ɛn]
Oo Pp Qq Rr Ss Tt Uu
 [oʊ] [pʰi:] [kʰu:] [ɑ:] [ɛs] [ti:] [ju:]
Vv Ww Xx Yy Zz
 [vi:] [ˈdʌbəl ju:] [ɛks] [waɪ] [zi:]



---English Alphabet PRONUNCIATION - Pronounce each letter correctly!!!!.mp4



Activity 2 Reading Section



You have got an email from your friend abroad. She tells you about her best friend. Here is the letter.



Task 1



Read the text carefully and the answer the questions followed.

Hello Ahmad. How's life. It's been so long I didn't write to you. I'm now at the tenth grade of high school. And I get a new close friend. He just moved next to my house we are living. He is the best friend of mine at school.



My best friend is Ernesto and he is my classmate. We go to school together. Ernesto comes from an educated family. His father is a school principal and his mother is also a teacher.

He is punctual, well-educated, and has good manners. He is really hard working. He always does his homework. He is also well-dressed and well-behaved. All teachers have a high opinion of him. Ernesto has a well-built body. He is gentle but fearless. He takes part in all sports, scout, trekking and mountaineering activities. He has a good heart. He is truthful, honest and obedient. He also plays the guitar, and he makes his parents very proud of him. He secures good marks and is usually top of his class in examinations.

He inspires me to work harder. He keeps me away from bad company. I am happy to have such a friend.

I'm looking forwards to hear from you soon. Say heloo to your family

Love,

Marry

(Taken form: <http://www.freeenglishcourse.info>)



Task 2



Work individually answer the text questions



Questions

1. Who is Ernesto?
2. How is Ernesto's parents?
3. What are their occupations?
4. What does Ernesto look like?
5. What is Ernesto like?
6. True or False: Ernesto always wears good clothes.
7. What does the underlined words (par 2 line 4) mean?
8. From the text we can identify that Ernesto like music. Give your reason!
9. "The witer works harder than Ernesto". Is the the statement true according to the text? Show your reason
10. Ernesto is a bad company. Is it correct? Give an argument to your answer!



Answers

1.
2.
3.
4.
5.
6.
7.
8.
9.
10.



Task 3



Read again the text carefully, and discuss with your friends tocomplete the task

No	Main Idea	Details
Paragraph 1	Marry greets Ahmad	<ul style="list-style-type: none"> • At tenth grade • Gets a new closed friend
Paragraph 2
Paragraph 3
Paragraph 4

Questions

1. Who is described in the text above?
2. What the first paragraph is about?
3. What the second paragraph is about?
4. What is the third paragraph is about?
5. What are the differences or similarities in characteristics of the first paragraph, second, and the third paragraph?
6. What is the pupose of the text?

Answers

1.
2.
3.
4.
5.
6.

Do you know what kind text it is?



Task 3



Study the following

Descriptive Text

Descriptive text is a text which says what a person or a thing is like. Its purpose is to describe and reveal a particular person, place or thing.

Teks Deskriptif yaitu teks yang menjelaskan gambaran seseorang atau benda. Tujuannya adalah untuk menggambarkan atau mengungkapkan orang, tempat atau benda tertentu. Bisa dikatakan juga bahwa Descriptive text adalah teks yang menjelaskan tentang seperti apakah orang atau benda yang dideskripsikan, baik bentuknya, sifat-sifatnya, jumlahnya dan lain-lain.

Struktur Descriptive Text (generic structure)

1. Identification (identifikasi) adalah pendahuluan, berupa gambaran umum tentang suatu topik.
2. Description (deskripsi) adalah berisi ciri-ciri khusus yang dimiliki benda, tempat, atau orang yang dideskripsikan. (bias terdiri dari beberapa paragraph)

Ciri-ciri Descriptive Text

- Menggunakan simple present tense
- Menggunakan attribute verb, seperti (am, is, are)
- Hanya fokus pada satu objek tersebut.

Task 4



Study the following
Focus on Grammar

The present tense is the base form of the verb: I work in London.
But the third person (she/he/it) adds an -s: She works in London.

Use

We use the present tense to talk about:

- Something that is true in the present (*kondisi saat ini*)

I'm nineteen years old.

I live in village.

I'm a student.

- Something that happens again and again in the present: (*sesuatu yang terjadi berulang ulang*)

I play football every weekend.

We use words like sometimes, often, always, and never (adverbs of frequency) with the present tense:

I sometimes go to the cinema.

She never plays football.

- Something that is always true: (*kebiasan*)

The adult human body contains 206 bones.

Light travels at almost 300,000 kilometres per second.

- Something that is fixed in the future.

The school term starts next week.

The train leaves at 1945 this evening.

We fly to Paris next week.

Questions and negatives

Look at these questions:

Do you play the piano?

Where do you live?

Does Jack play football?

Where does he come from?

Do Rita and Angela live in Manchester?

Where do they work?

- With the present tense, we use do and does to make questions. We use does for the third person (she/he/it) and we use do for the others.

We use do and does with question words like where, what and why:

But look at these questions with who:

Who lives in London?

Who plays football at the weekend?

Who works at Liverpool City Hospital?

Look at these sentences:

I like tennis, but I don't like football. (don't = do not)

I don't live in London now.

I don't play the piano, but I play the guitar.

They don't work at the weekend.

John doesn't live in Manchester. (doesn't = does not)

Angela doesn't drive to work. She goes by bus.

- With the present tense we use do and does to make negatives. We use does not (doesn't) for the third person (she/he/it) and we use do not (don't) for the others.
(Taken from: <https://learnenglish.britishcouncil.org/en/english-grammar>)



Task 5



Check your understanding

Complete the sentences with be or have. Remember to use the correct forms.

- The class very boring because the students no activities.
- Alia a new pen pal from America. Alia lucky because now she can practice writing in English.
- Maher Zain Saidah's favorite singer. He really good voice.
- My hobby reading novels. I a collection of good novels.
- Bali magnificent scenery. In fact, it one of the most wonderful islands in the world.
- My younger sister and I three cats. They cute.
- Our favorite subjects Math and English. We a great time when we do math and English exercises.
- Caroline and Hannah similar interests in fashion. They crazy about the newest trends in fashion.
- Bob a gadget maniac. He always the latest version of mobile phone, which is actually not necessary.
- Sita a dream of becoming one of the next female president of Indonesia. She optimistic about her dream.
- My pen friend and I a plan to meet in person. We anxious to see one another.
- The internet really useful for my life as a student. It a lot of important information.

(Di unduh dari :www.bukupaket.com12 Kelas X SMA/MA/SMK/MAK Semester 1)

Choose one of the four choices that you think is the right answer then cross (x) on your chosen answer!

- She her dog everyday

a. To feed	c. Feeds
b. b. Feed	d. Feeding
- I always to the dentist

a. Do not, go	c. Do not, went
b. Does not, go	d. Does not, went
- When you a shower?

a. Do, took	c. Do, taken
b. Do, take	d. Do, taking
- Q: Do you like to sing?
A: ...

a. Yes, I likes to sing	c. Yes, I am liking to sing
b. Yes, I like to sing	d. Yes, I liked to sing
- Tom and I together.

a. Do surfing	c. Do surfs
b. Don't surfing	d. Don't surf
- I breakfast every day at 7 AM

a. Eat	c. Ate
b. To eat	d. Eaten
- Q: How do you go to school?
A: We the bus to school

a. Rode	c. Ride
b. Ridden	d. Riding
- When do you do your homework?

a. I have did my homework at 6 PM	c. I do my homework at 6 PM
b. I did my homework at 6 PM	d. I am doing my homework at 6 PM

9. Do you enjoy playing in the park?
- No, I doesn't enjoy playing in the park
 - No, I no enjoy playing in the park
 - No, I don't enjoy playing in the park
 - No, I don't enjoys playing in the park

10. Q: Does he love his mother?

A: ...

- | | |
|------------------------|----------------------------|
| a. He love his mother | c. He to love his mother |
| b. He loves his mother | d. He is loving his mother |



Activity 3 Speaking Section

Task 1



Study and Practice

Job Interview

- A:** Good afternoon, may I know your name please?
- B:** Good afternoon miss. My name is SuryaniWidyaningtias.
- A:** What is your ideal job?
- B:** I would like to be a full time computer programmer, I prefer working with a team and I also enjoy working individually.

5. **A:** What kind of hours which your prefer?

6. **B:** I am flexible, but I have a weekend job.

7. **A:** Would you be willing work a day during the weekend?

8. **B:** Yes, that would be fine.

9. **A:** My company will call you if you are accepted as an employee. Thank you for coming and see you.

10. **B:** You are welcome miss. See you.

Task 1

In pairs (berpasangan) : Construct list of questions commonly used in a job interview to be a shop keeper (Buat daftar pertanyaan yang biasanya ditanyakan dalam wawancara pekerjaan)

Task 2

Speaking Practice

Playing Role (bermain peran): Job interview

Dengan pasanganmu praktekan bagaimana melakukan wawancara pekerjaan. ! orang warga belajar berperan sebagai pewawancara, dan teman anda sebagai pelamar



Activity 4 Writing Section

Task 1



Write the description of yourself
Information Form

First name :
 Last Name :
 Nickname :
 Birthday :
 Birthplace :
 Marital Status :
 Family : Bothres Sisters
 Profession :
 Languages :
 Address :
 Hobbies :

Now write down your identity

(Konsultasikan dengan tutor anda apakah hasil tulisan Anda sudah benar)

Akhir dari Modul 1 a

Selanjutnya siap untuk mengejakan tes formatif untuk menuju pada modul berikutnya.

Selamat mengerjakan!

Good Luck!



Activity 5

Doing Formative Test

A. Match These Sentences

1. Where is your house?
2. How are you?
3. When is the school party?
4. Why are you home today?
5. Who is your best friend?

6. What is your favorite food?
 - a. Because I'm sick.
 - b. Spaghetti.
 - c. On Herzl Street.
 - d. I'm great. Thank you.
 - e. Anna
 - f. On July 15th

B. Fill The Blank with WH Question

1. are the kids? They are outside now.
2. is the baby in bed ? Because he is very tired.
3. is the test? on Friday
4. are the oranges? two dollars a kilo
5. is your sister? She is 17 years old today.
6. color is the dress? It is green.
7. do you go to work ? I go to work at about 7.00 p.m
8. are my shoes? They are under the chair.
9. are you home every day? at about 17:00 p.m.
10. is on the shelf? the radio

C. Read the following dialogue and then answer the questions

Via : "Fine, thank you. And you?"
 Galih : "I am very well, thanks."
 Via : "May I introduce my friends? This is Ayu, Zara and Riko."
 Galih : "How do you do everybody? Glad to meet you."
 Ayu : "How do you do Galih? Glad to meet you, too."
 Galih : "Are you all students?"
 Zara : "Yes, we are."
 Galih : "I am sorry, friends. I have to go now."
 Riko : "Okay! Goodbye, Galih."
 Galih : "Good bye, everybody. See you next time".

1. "May I introduce my friends?" The expressions above to express....
 - a. An introduction myself
 - b. An introduction people

- c. A greeting
 - d. A parting
 - e. A congratulation
2. "How do you do, everybody?" Everybody means
- a. Galih
 - b. Riko
 - c. Via, Ayu, Zara, and Riko
 - d. Ayu, Zara, and Riko
 - e. Via, Ayu, and Zara
3. If someone asks you "how do you do?", what do you answer to that expression?
- a. How are you?
 - b. How do you do?
 - c. What is your name?
 - d. You're welcome
 - e. I am fine. Thank you.
4. Joko : "Sri, ..."
Sri : "I am delighted to meet you."
Santo : "I am delighted to meet you, too."
- a. Santo is my friend
 - b. Santo wants to meet you
 - c. Don't you know Santo is my friend
 - d. Please introduce yourself
 - e. I would like you to meet my friend, Santo.
5. Dani: Ratih, this is my sister, Dina.
Ratih : Hi, nice to meet you.
Dina : ""
- a. I am fine. Thank you.
 - b. I hope you nice
 - c. Thanks you for you
 - d. Nice to meet you, too
 - e. See you.

6. What is your expression to introduce yourself if you meet someone for the first time?
- a. Ayu, this is Galih, my friend here
 - b. Have you meet my friend. Via?
 - c. Hello, may introduce my self
 - d. Hello, nice to meet you friend.
 - e. I must introduce myself

D. Complete the following conversations with the most appropriate words or phrases.

Irma : Excuse me,..... (7) Cahyo?
Cahyo : Yes, (8)
Irma : (9) ? I'm Irma. How do you do?
Cahyo : (10) , Irma.

- | | |
|--|---|
| 7. | 9. |
| a. How are you ... | a. May I introduce a good friend of mine? |
| b. How do you do ... | b. May I introduce myself? |
| c. I'd like to introduce myself. I'm ... | c. Excuse me. Do you know my friend? |
| d. Are you ... | d. Have we met before? |
| e. Have you met ... | e. What is your name? |
| 8. | 10. |
| a. That's right | a. I am fine. Thank you. |
| b. Nice to meet you | b. Very well. And you? |
| c. Have we met? | c. Nice to meet you. |
| d. How are you? | d. How do you do? |
| e. How have you been? | e. How are things? |

Bagaimana? Mudah bukan? Tentu kalian bisa menjawab semua pertanyaan dengan benar. Sekarang periksa jawaban Anda. Sampai sejauh mana tingkat penguasaan Anda?

$$\text{Tingkat Penguasaan} = \frac{\text{Jumlahjawaban yang benar}}{\text{Jumlahsoal}} \times 100\%$$

Arti penguasaan:	90 – 100%	= Baiksekali
	80 – 90 %	= Baik
	70 – 79 %	= Cukup
	< 70 %	= Kurang

Apabila mencapai tingkat penguasaan 70% atau lebih, Anda dapat meneruskan pada modul selanjutnya. Jika masih di bawah 70% pelajari ulang modul ini. Jangan bosan. Anda pasti bisa!

KUNCI JAWABAN

BAGIAN A

- 1 c
- 2 d
- 3 f
- 4 a
- 5 e
- 6 b

BAGIAN B

- | | |
|------------|---------|
| 1 where | 6 what |
| 2 why | 7 when |
| 3 when | 8 where |
| 4 how much | 9 where |
| 5 how old | 10 what |

BAGIAN C

1. B
2. D
3. B
4. E
5. D
6. C

BAGIAN D

- a. D
- b. A
- c. B
- d. D

Conratulation!!!

You continue to the next module

Lampiran 1: KUNCI JAWABAN LATIHAN MODUL 1.a

Activity 1.

Task 1

- | | |
|--------------------------|---|
| 1. Louise | 6. She has two sisters and one brother
They are Jane, Elisabeth, and Peter |
| 2. L-O-U-I-S-E | 7. Christine. She works for department store |
| 3. Twenty-nine years old | 8. John. He is a builder |
| 4. Australian | 9. She is a librarian |
| 5. Brisbane | 10. She like folk music |

Task 2

Loise is an Australian. She come from Brisbane. She is twenty-nine years old. She has two sisters and one brother. Their names are Jane, Elisabeth, and Peter. Her mother, Christine, works for department store and her father, John, is a builder. She loves listening to folk music.

Task 3

- | | |
|---|---|
| 1. What is your name?
May I know your name?
Tell me your name | 4. Where do you live?
What is your address? |
| 2. When were you born?
How old are you? | 5. Where do you come from?
What is your nationality? |
| 3. What is your job/occupation?
What do you do? | 6. Do you vhave brother or sister?
How many brothers and sister do you have? |

Activity 2

Task 2

- | | |
|---|---|
| 1. He is Marry's best friend | 6. True |
| 2. They are well-educated | 7. Join |
| 3. His mother is a teacher. His father is
a school principal | 8. His guitar playing make
make his parents proud of him |

UNIT 2 TALKING ABOUT FAMILY

4. He is well-dressed and well-behaved
5. He is a hard-working boy
9. False
10. Wrong. Marry is happy to have such a friend

Task 3

- | | | |
|-------------|------------------------------------|--|
| Paragraph 2 | Marry's best friend's family | <ul style="list-style-type: none">• Educated• Father's and mother's job |
| Paragraph 3 | Ernesto's character and appearance | <ul style="list-style-type: none">• Punctual, good manners, hardworking, well-dressed etc.• Well-built body, joining sports |
| Paragraph 4 | Marry's opinion about Ernesto | <ul style="list-style-type: none">• Inspiring, happy |

Task 4

1. Ernesto
2. The background story about Ernesto
3. Ernesto's family
4. Ernesto's character
5. 1st paragraph: general description. 2nd and 3rd detailed description
6. To describe something (Ernesto)



Tujuan Pembelajaran:

Setelah mempelajari modul ini, Anda diharapkan mampu:

1. Menggunakan bahasa Inggris dalam berkomunikasi tentang keluarga dengan tutor dan teman.
2. Menunjukkan perilaku santun, peduli, dan percaya diri dalam melaksanakan komunikasi tentang keluarga.
3. Mengidentifikasi fungsi sosial, struktur teks, dan unsur kebahasaan dari teks keluarga.
4. Merespon makna teks keluarga lisan dan tulis.
5. Menyusun teks lisan dan tulis sederhana tentang keluarga.



Activity 1 Reading Section



Read the text carefully

My Mom

My mother is a very beautiful woman. To me, she is the best mother in the world. She has perfect appearance and personality for most Indonesian mother.

My mom is about 165 cm tall and 55 kg weight. She has a black and shiny curly hair. She also has a pointed nose and a dimple that makes her beautiful. Her eyes are brown like my eyes. My mother has a light brown skin color like most common women in Indonesia. Her red lips and white teeth combine to produce a beautiful smile. My mom is not fat and skinny too. I think her body is quite proportional.

She is a very nice, a friendly, and a patient woman. My mom loves her family so much. She plays her role as a housewife nicely. She never forgets her responsibilities as a mother. Although she is very busy at work, she never forgets her family. My mom really loves cleanliness. She always keeps her home clean and healthy. Besides being a good mom, she is the greatest chef who ever existed. She is very smart to make a tasty food. I loved food made by her especially her fried chicken.

My mom is also good to others. She is happy to help friends and neighbors who are in trouble. Because she has a very high social soul, my mom always takes pity on people who need help. My mother is so disciplined with religion. She is very diligent in worship and always reminds us to continue praying to God. There are still a lot of things that I could not say about my mother because I think my mother is a perfect mom for myself and my family. I wish I could find a mother like her for my children in the future

(Diunduh dari: <https://www.belajarbahasainggris.com/2015/01/contoh-descriptive-text-tentang-ibu-mother-dalam-bahasa-inggris-dan-artinya.html>)



Task 1



Check your understanding
Vocabulary building

Complete the following table! Number one has been done for you.

No	Words	Parts of speech	Meaning
1	Beautiful	Adjective/kata sifat	Cantik
2	Appearance
3	Personality
4	Weight
5	Dimple
6	Produce
7	Skinny
8	Patient
9	Play a role
10	Cleanliness
11	Neighbors
12	Worship
13	Reminds
14	Diligent
15	Perfect



Task 2



Check your understanding
Work with your friends

a. Read again the text carefully, and discuss with your friend to complete the task

No	Main Idea	Details
Paragraph 1
Paragraph 2
Paragraph 3
Paragraph 4

b. Structurally, the above text is categorized as a descriptive text. It consists of four items, they are:

No	Generic Structure	Topic
Paragraph 1
Paragraph 2
Paragraph 3
Paragraph 4

(Ingat modul 1a)



Activity 2 Listening Section



Task 1

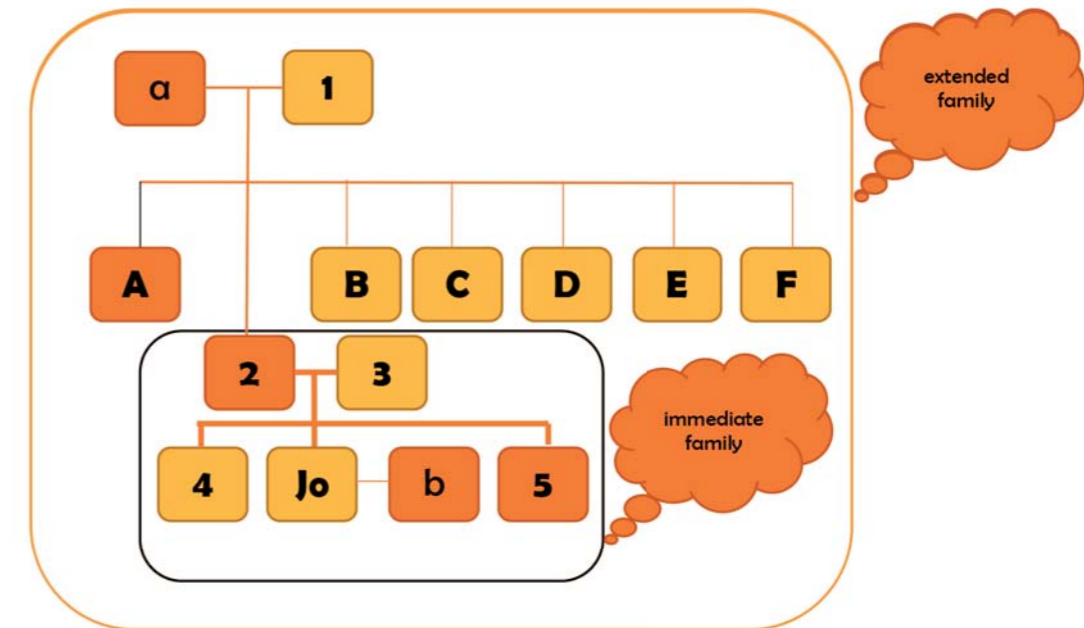


You will play a video about Jo's family. Watch and listen carefully. (video bisa diunduh di: <https://www.youtube.com/watch?v=D3nShKEACE>)



Speaking Naturally
Family (Intermediate)


Complete the following family tree



- | | | |
|-----------------------|---------|---------|
| 1. (Jo's) Grandmother | A. | F. |
| 2. | B. | a. |
| 3. | C. | b. |
| 4. | D. | |
| 5. | E. | |



Task 2



Watch and listen the video once again carefully and then answer the questions. (video bisa diunduh di:

<https://www.youtube.com/watch?v=D3nShKEACE>)



Speaking Naturally
Family (Intermediate)

Questions about Jo's family

1. Where do her parents live?
2. What is her father?
3. How many brothers and sisters does she have?
4. Where does her brother live?
5. Is he older or younger than Jo?
6. Where does she live now?
7. Where does her sister live?
8. How many nieces does Jo have?
9. How often do they usually get together with the family?
10. What do they do when they get together?



Answers

1.	6.
2.	7.
3.	8.
4.	9.
5.	10.



Activity 3 Speaking Section



Task 1



Study and Practice the dialogue with your partner

- A : Tell me about your father. What kind of person is he?
 B : Well, he is very friendly, smart and funny.
 A : What does he look like?
 B : He's young, short and handsome. He has straight black hair and green eyes.
 A : What does your mother look like?
 B : She's tall, thin and beautiful. She has blonde hair and wears glasses.
 A : How about your little sister?
 B : She has curly red hair and a cute smile. Everybody likes her.



Task 2



Practice talking to your partner about your family members

Conversation Starters

Talk about all kinds of family issues using these English conversation starters. If you think of any other questions, don't hesitate to ask those, too. The main thing is to practice speaking English, so go to it!

1. Do you have a large family or a small family?
Besarnya atau kecilkah keluargamu?
2. Do you have a big "extended family" (including aunts, uncles and cousins)?
Apakah kamu mempunyai keluarga besar termasuk bibi, paman dan sepupu?
3. Do you resemble (look like) one of your parents or grandparents?
Mirip siapakah kamu, orang tuamu atau kakek/nenekmu?
4. What do your parents do?
Apa pekerjaan orang tuamu?
5. How well do you get along with your brothers and sisters?
Bagaimana hubunganmu dengan adik atau kakakmu?
6. What are some rules you have in your family?
Apa peraturan dalam keluargamu?
7. What are some activities that your family does together?
Kegiatan apakah yang dilakukan ketika berkumpul dengan anggota keluarga?



Activity 4 Writing Section

Task 1



Brainstorming and gathering information

Answer the following questions about you and your family

1. What is your name?
2. What is your father's name?
3. How many brothers do you have?
4. How many sisters do you have?
5. Who do you live with?
6. Where do you live?

Task 2



Check your vocabulary understanding

a. Put the vocabulary in the correct column in the table below

father	son	woman	sister
child	grandmother	grandfather	aunt
cousin	mother	person	man
brother	uncle	baby	wife
husband	parent	grandparent	

Task 3



Describe the member of your family and tell your friends in front of the class

Use the questions:

1. What is your name?
2. What is your mother's name?
3. What is your father's name?
4. Have you got sisters/brothers? What is her/his name?
5. Have you got a boyfriend/girlfriend? What is his/her name?
6. What is your mother's mother name?
She is your
7. What is her husband's name?
He is your
8. What is your father's father name? He is your What is his wife's name?
She is your
9. Have you got uncles and aunts? Whose brothers/sisters are they? What are their names?
10. Have you got cousins? What are their names? Whose sons/daughters are they?

Now based on your answer, tell the class about them!

Male	Female	Both

b. Extend your vocabulary

Put the words in the correct column.

twoaunts in the centre of the city married Big lovely
 young a student in a village a doctor lots of rooms
 nicegarden old small three brothers near the park

family – people place – home

Task 3



Sentencebuilding 1

a. Use your answer to task 1 and task 2 to write complete sentences about your family.

-
-
-
-
-

b. Fill in the blanks with the correct verbs.

- My brother (is/have/has) married.
- I (is/have/has) two brothers and three sisters.
- My uncle and aunt (is/have/has) four children.
- Abdulla (is/have/has) Huda and Khawla's father.
- Our house (is/have/has) lots of rooms.

c. Complete the sentences about Adel and Adel's family.

	Name	Age	Children
1. Adel	-	55	2
2. Adel's sister	Safa	46	4
3. Adels' children	Rashid and Sara	28 and 25	-

- Adel is 55 years old. He has
- Safa is Adel's sister. She
-

Task 4



Sentencebuilding 2

a. Rewrite the sentences from task 1 dan 2. Use 'and' to write longer sentences. Add extra information and use the vocabulary from task 1 and 2. Make sure you put the sentences in a good order.

(Konsultasikan hasil tulisan Anda kepada Tutor)



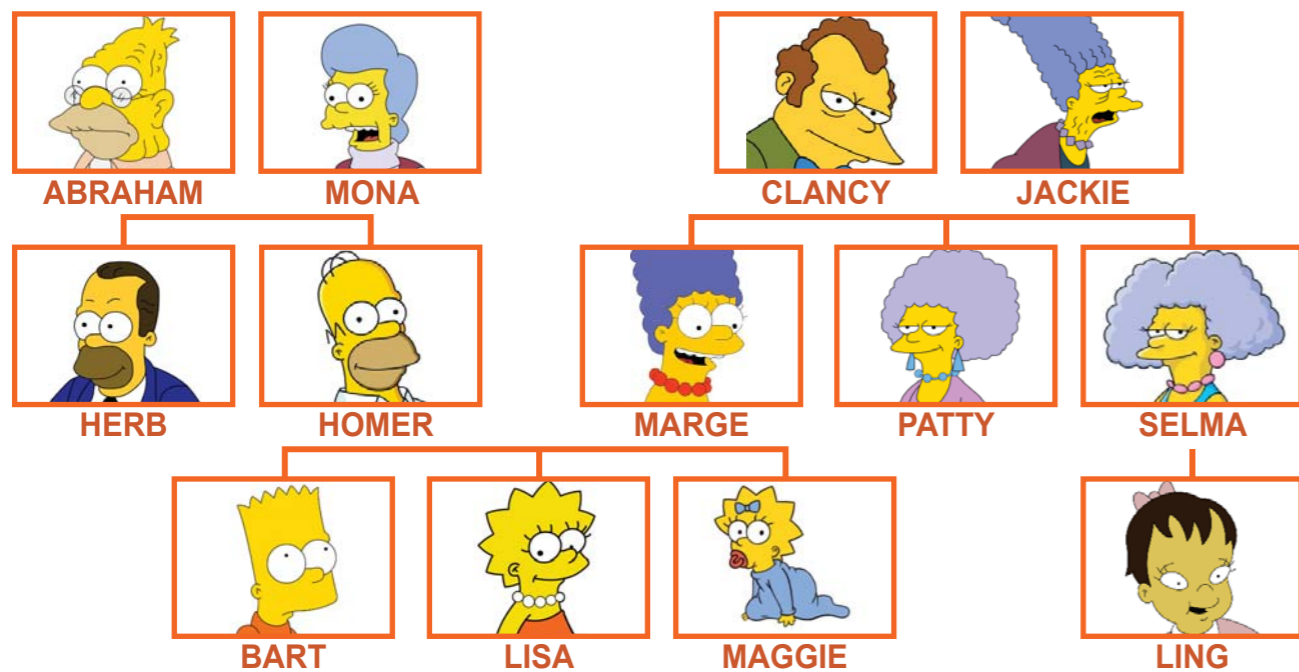
Activity 5



Doing Formative Test

TesFormatif Bahasa Inggris tentang Family

THE SIMPSONS



A. Complete the sentences. Use the following words:

- Cousin Husband Grandmother Wife Aunt Abraham Grandfather
- Marge Homer's Marge's Brother Sister Son
- Mother Herb Grandparents niece Nephew Horner

- Bart is Homer's and Marge's
- and are Bart's parents.
- Lisa is and daughter.
- Herb is Homer's
- Patty is Selma's
- is Homer's father.
- Abraham is Bart's
- Jackie is Marge's
- is Maggie's uncle.
- Selma is Lisa's
- Marge is Homer's
- Homer is Marge's
- Abraham and Mona are Bart's
- Ling is Lisa's
- Bart is Selma's

B. Read and complete the text with the words from the table. You can choose each word only once. There is one example.

Cousins	Dad	Best friend	Sister
Parents	Uncle	Brother	Grandpa
Mum	Wife	Grandparents	Teammates
Aunt	English	Grandma	Australia

Hello! My name is Sara and this is my favourite photo. This is my (0)_brother_ James. My (1)....., Jessica, likes to make funny faces. We live in a big house with our (2) in London. We like doing many activities at the weekends. I enjoy riding my bike in the park. My (3) is very beautiful and she has got long blonde hair. My (4) has got short black hair and he likes swimming. My(5) live next to our house. We eat all together every Sunday at their house.



They have a big backyard and my (6) likes to play football with my dad and my brother. My mum makes all the food with my (7) We sometimes call my mum's sister who doesn't live with us in Britain. They live in (8) which is 20 hours far away from us. My (9) and my (10) come in Britain every two years and they have got two children, Mary and John. Mary is 10 years old and John is only 6 years old. He speaks (11) very well. I miss my (12) a lot and I can't wait

to play table games with them again. My dad's brother is Nick and his (13) is Mary. They live in Italy. My (14) comes and sleeps with me every Saturday. Her name is Helen and she is very beautiful. We like playing basketball and we are in the same school team. We practise every Monday and Thursday for the match with our (15)

Bagaimana? Mudahkan? Tentu kalian bisa menjawab semua pertanyaan dengan benar. Sekarang periksa jawaban kalian. Sampai sejauh mana tingkat penguasaan kalian?

$$\text{Tingkat Penguasaan} = \frac{\text{Jumlah jawaban yang benar}}{\text{Jumlah soal}} \times 100\%$$

Arti penguasaan:	90 – 100%	= Baik sekali
	80 – 90 %	= Baik
	70 – 79 %	= Cukup
	< 70 %	= Kurang

Apabila mencapai tingkat penguasaan 70% atau lebih, kalian dapat meneruskan pada modul selanjutnya. Jika masih di bawah 70% pelajari ulang modul ini. Jangan bosan. Kalian pasti bisa!

KUNCI JAWABAN

BAGIAN A	BAGIAN B
1. Son	1. Sister
2. Homer, Marge	2. Parents
3. Homer, Marge	3. Mum
4. Brother	4. Dad
5. Sister	5. Grandparents
6. Abraham	6. Grandpa
7. Grandfather	7. Grandma
8. Mother	8. Australia
9. Abraham	9. Aunt/uncle
10. Aunt	10. Uncle/ aunt
11. Wife	11. English
12. Husband	12. Cousins
13. Grndparents	13. Wife
14. Cousin	14. Best friend
15. Nephew	15. Teammate

Well done!

Anda telah berhasil menyelesaikan Modul 1a dan 1b CONGRATULATION!

Lampiran 1: KUNCI JAWABAN LATIHAN MODUL 1.a

Activity 1

Task 1

No	Words	Parts of speech	Meaning	No	Words	Parts of speech	Meaning
1	Beautiful	Adjective	Cantik	9	Play a role	Verb	Cantik
2	Appearance			10	Cleanliness		
3	Personality			11	Neighbors		
4	Weight			12	Worship		
5	Dimple			13	Reminds		
6	Produce			14	Diligent		
7	Skinny		Kurus/langsing	15	Perfect		
8	Patient		Sabar				

Task 3

No	Main Idea	Details
Paragraph 1	General description of my mother	Beautiful, the best mother, perfect appearance and personality
Paragraph 2	My mother's Physical appearance	Proportional body, shiny black hair, brown eyes etc
Paragraph 3	My mother's Characters/personality	Friendly, patient, caring etc My
Paragraph 4	My mother's Characters/personality	Hospitality

No	Generic Structure	Topic
Paragraph 1	Identification	My Mother
Paragraph 2	Description 1	Physical appearance
Paragraph 3	Description 2	Character
Paragraph 4	Description 3	Character

Activity 2

Task 1

- | | | |
|-----------------------|-----------------|-----------------------|
| 1. (Jo's) Grandmother | A. (Jo's) Uncle | F. (Jo's) Aunt |
| 2. (Jo's) Father. | B. (Jo's) Aunt | a. (Jo's) Grandfather |
| 3. (Jo's) Mother | C. (Jo's) Aunt | b. (Jo's) Husband |
| 4. (Jo's) Sister | D. (Jo's) Aunt | |
| 5. (Jo's) Brother | E. (Jo's) Aunt | |

Task 2

1. They live in Australia
2. A real estate agent
3. One brother and one sister
4. He is younger than Jo
5. Australia
6. In Greece
7. In Singapore
8. One
9. Twice a year
10. travelling

Activity 4

Task 2

Male	Female	Both
Father, Brother, Husband,, Son, Uncle, Grandfather, man	Grandmother, mother, sister, aunt, wife	Child, cousin, parents, grandparent, person, baby

Family – people	Place– home
two aunts, married, three brothers, - a student, a doctor,	In the centre of the city, in a village, near the park - nice garden, lots of rooms

Task 3

- b.
1. is
 2. have.
 3. have.
 4. is.
 5. has

c.

1. Adel is 55 years old. He has ... two children
2. Safa is Adel's sister. She is forty-six years old. She has four children
3. Adel's children are Rasyid and Safa. Rasyid is twenty-eight and Safa is twenty-five.